

Sovella – human workspace



Blue (02)



Ruby red (03)




Green (04)



GWS blue (07)



Light blue (08)




Black (18)




White (21)



Sovella red (25)



Antique copper (31)



Light grey (35 & 41)



Effect silver grey (38)

Printed colours do not give a fully accurate representation of painted colours. Please ask our agent about various samples.

Colour codes

		Colour reference	Doors	Drawers	Perforated panels and back panels	System shelves
Blue	02	NCS 4040	A	A	A	-
Ruby red	03	RAL 3003	A	A	A	-
Green	04	RAL 6011	A	A	A	-
GWS blue	07	RAL 5007	STD	A/STD	STD	-
Light blue	08	RAL 5012	A	A	A	-
Black	18	RAL 9005	A	A	A	A
White	21	RAL 9010	A	A	A	STD
Sovella red	25	RAL 3002	A	A	A	A
Antique copper	31	-	-	-	-	A
Light grey	35* & 41	RAL 7038	A	A/STD	A/STD	A
Effect silver grey	38	AE 4148	A	A	A	STD

* 35 is ESD protected light grey; 41 is non-ESD protected. Please remember that ESD protection will result in a slightly darker shade of colour than the given RAL code.

STD = Standard factory colour, normal warehouse delivery, listed price

A = Factory colour, delivery 15 days from the factory, listed price

The colour code is included in the order number. It is either at the end, following the hyphen (e.g. 860 804-**35**), or in the middle (e.g. 100/40/200 C 334 **07** 000).

Table, cabinet, shelving and drawer frames are light grey (RAL 7038 ESD), excluding the blue drawer unit 71 (RAL 5007). Outside of the colour range, additional colours are available on request. Please contact our agents or email us at: sales@sovella.com.

